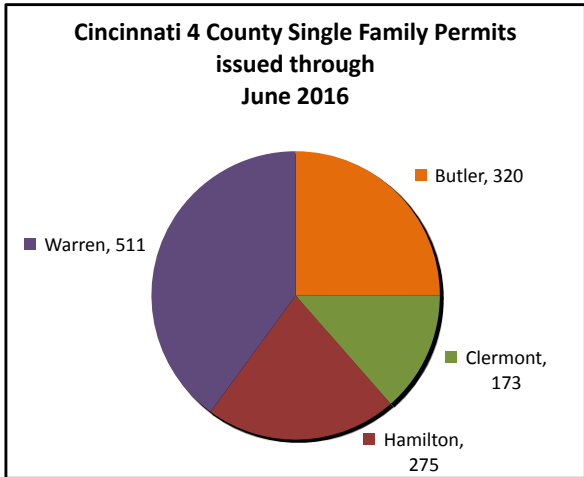
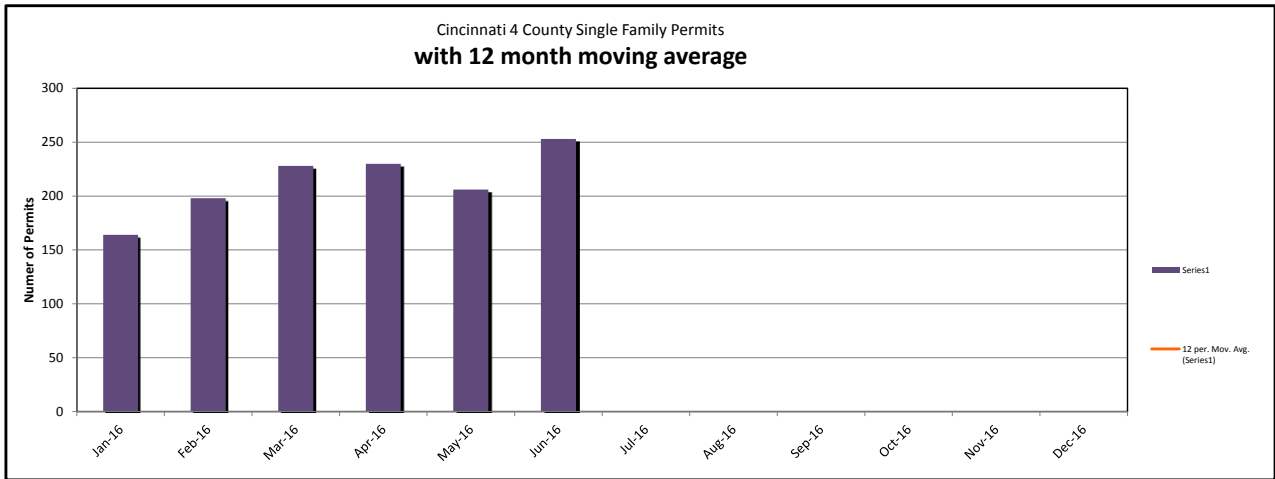


# Cincinnati Residential Building Permits

## Butler, Clermont, Hamilton & Warren Counties





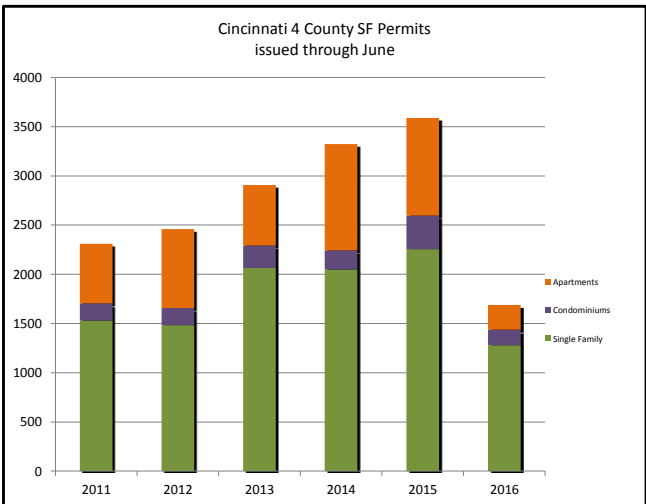
NPG  
**DATAQUEST**

NPG DataQuest provides new residential construction information for a twelve county region covering Cincinnati, Northern Kentucky and Dayton. For more details on this information, contact Maureen McDermott at (513) 404-6481 or [mmcdermott@northpointegroup.com](mailto:mmcdermott@northpointegroup.com).

Total Permits by Month					
	2012	2013	2014	2015	2016
January	108	161	145	117	183
February	134	219	133	142	228
March	147	221	196	212	254
April	305	386	221	409	362
May	174	267	277	276	322
June	177	327	257	325	339
July	320	406	445	326	-
August	242	207	557	242	-
September	149	222	226	526	-
October	567	176	310	245	-
November	136	162	242	597	-
December	135	153	315	172	-

Total Units by Year					
	2012	2013	2014	2015	2016
Single Family	1,603	2,065	2,049	2,255	1,279
Condominiums	189	228	195	341	159
Apartments	802	614	1,080	993	250
<b>TOTAL</b>	<b>2,594</b>	<b>2,907</b>	<b>3,324</b>	<b>3,589</b>	<b>1,688</b>
% Change From Previous Year	1.2%	12.2%	12.1%	14.3%	-



\*YTD